

Royal Kissan



MACHINES CATALOGUE

Vol.1@2023



X

- Inter Cultivator / Power Weeder ... 03
- Mini Inter Cultivator ... 05
- Baby Weeder ... 05

E

- Brush Cutter ... 06
- Chain Saw ... 07
- Water Pump ... 07

D

- Earth Auger ... 07
- Seeder ... 08
- Sprayer ... 09



Z

- Hose Pipes ... 10
- Engines ... 11
- Maize Thresher ... 11

—

- Chaff Cutter ... 11

Disclaimer: The images shown / product specifications are for reference purpose only & may not be exact representation of the product & are subject to change without prior notice.



PETROL

INTER CULTIVATOR / POWER WEEDER



RK-ICP-UP170-SH (ULTRA PREMIUM)
ENGINE TYPE: 170F, 4-STROKE, AIR COOLING
DISPLACEMENT: 212CC
RATED POWER: 4KW
ENGINE SPEED: 3600RPM
KEY FEATURE: SHOCK ABSORBER HANDLE
START: RECOIL START
GEARS: -1, 0, 1, 2
FUEL TANK CAPACITY: 3.6L
COLOUR: YELLOW



RK-ICP-UP170LCB (ULTRA PREMIUM)
ENGINE TYPE: 170F, 4-STROKE, AIR COOLING
DISPLACEMENT: 212CC
RATED POWER: 4KW
ENGINE SPEED: 3600RPM
KEY FEATURE: COVER, LIGHT & BUMPER
START: RECOIL START
GEARS: -1, 0, 1, 2
FUEL TANK CAPACITY: 3.6L
COLOUR: ORANGE



RK-ICP-UP170-LC (ULTRA PREMIUM)
ENGINE TYPE: 170F, 4-STROKE, AIR COOLING
DISPLACEMENT: 212CC
RATED POWER: 4KW
ENGINE SPEED: 3600RPM
KEY FEATURE: COVER & LIGHT
START: RECOIL START
GEARS: -1, 0, 1, 2
FUEL TANK CAPACITY: 3.6L
COLOUR: RED



RK-170F (PREMIUM)
ENGINE TYPE: 170F, 4-STROKE, AIR COOLING
DISPLACEMENT: 212CC
RATED POWER: 3.9KW
ENGINE SPEED: 3200RPM
KEY FEATURE: FMTTI TESTED /
 SUBSIDY APPROVED
START: RECOIL START
GEARS: -1, 0, 1, 2
FUEL TANK CAPACITY: 3.6L
COLOUR: RED



RK-ICP-P170-SF/DF (PREMIUM)
ENGINE TYPE: 170F, 4-STROKE, AIR COOLING
DISPLACEMENT: 212CC
RATED POWER: 3.9KW
ENGINE SPEED: 3600RPM
KEY FEATURE: SINGLE / DOUBLE FENDER
START: RECOIL START
GEARS: -1, 0, 1, 2
FUEL TANK CAPACITY: 3.6L
COLOUR: RED / ORANGE



RK-ICP-P177 (PREMIUM)
ENGINE TYPE: 177F, 4-STROKE, AIR COOLING
DISPLACEMENT: 270CC
RATED POWER: 5.22KW
ENGINE SPEED: 3600RPM
KEY FEATURE: 5*12 TYRES, 40 BLADES &
 SIDE DISK
START: RECOIL START
GEARS: -1, 0, 1, 2
FUEL TANK CAPACITY: 4L
COLOUR: RED



RK-ICP-P177 (PREMIUM)
ENGINE TYPE: 177F, 4-STROKE, AIR COOLING
DISPLACEMENT: 270CC
RATED POWER: 5.22KW
ENGINE SPEED: 3600RPM
KEY FEATURE: ATV TYRES, 40 BLADES &
 SIDE DISK
START: RECOIL START
GEARS: -1, 0, 1, 2
FUEL TANK CAPACITY: 4L
COLOUR: RED



NB-ICP-C170-LCE (CLASSIC)
ENGINE TYPE: 170F, 4-STROKE, AIR COOLING
DISPLACEMENT: 212CC
RATED POWER: 3.9KW
ENGINE SPEED: 3600RPM
KEY FEATURE: COVER & LIGHT
START: ELECTRIC START
 (WITHOUT BATTERY)
GEARS: -1, 0, 1, 2
FUEL TANK CAPACITY: 3.6L
COLOUR: RED & BLACK / LIGHT BLUE



NB-ICP-C170-LSF / LDF (CLASSIC)
ENGINE TYPE: 170F, 4-STROKE, AIR COOLING
DISPLACEMENT: 212CC
RATED POWER: 3.9KW
ENGINE SPEED: 3600RPM
KEY FEATURE: LIGHT & SINGLE /
 DOUBLE FENDER
START: RECOIL START
GEARS: -1, 0, 1, 2
FUEL TANK CAPACITY: 3.6L
COLOUR: RED / LIGHT BLUE



PETROL

INTER CULTIVATOR / POWER WEEDER



NB-ICP-C170 (CLASSIC)

ENGINE TYPE: 170F, 4-STROKE, AIR COOLING
 DISPLACEMENT: 212CC
 RATED POWER: 3.9KW
 ENGINE SPEED: 3600RPM
 KEY FEATURE: 4*8 TYRES, 32 BLADES & SIDE DISK
 START: RECOIL START
 GEARS: -1, 0, 1, 2,
 FUEL TANK CAPACITY: 3.6L
 COLOUR: RED & BLACK

DIESEL



RK-173F (ULTRA PREMIUM)

ENGINE TYPE: 173F, 4-STROKE, AIR COOLING
 DISPLACEMENT: 247CC
 RATED POWER: 4KW
 ENGINE SPEED: 3200RPM
 KEY FEATURE: FMTTI TESTED/
 SUBSIDY APPROVED
 START: RECOIL START GEARS: -1, 0, 1, 2
 FUEL TANK CAPACITY: 2.35 L
 COLOUR: RED



RK-ICD-P178 (PREMIUM)

ENGINE TYPE: 178F, 4-STROKE, AIR COOLING
 DISPLACEMENT: 296CC
 RATED POWER: 4.3KW
 ENGINE SPEED: 3600RPM
 KEY FEATURE: KAMA HANDLE, 5*12 TYRES
 & 32 BLADES
 START: RECOIL START GEARS: -1, 0, 1, 2
 FUEL TANK CAPACITY: 3.5L
 COLOUR: RED / BLUE



RK-ICD-P186-LCE (PREMIUM)

ENGINE TYPE: 186F, 4-STROKE, AIR COOLING
 DISPLACEMENT: 418CC
 RATED POWER: 6.1KW
 ENGINE SPEED: 3600RPM
 KEY FEATURE: KAMA HANDLE, LIGHT, COVER
 & ATV TYRES
 START: ELECTRIC START (WITHOUT BATTERY)
 GEARS: -1, 0, 1, 2
 FUEL TANK CAPACITY: 4.9L COLOUR: RED



RK-ICD-P186-LC (PREMIUM)

ENGINE TYPE: 186F, 4-STROKE, AIR COOLING
 DISPLACEMENT: 418CC
 RATED POWER: 6.1KW
 ENGINE SPEED: 3600RPM
 KEY FEATURE: KAMA HANDLE, LIGHT
 & COVER
 START: RECOIL START
 GEARS: -1, 0, 1, 2,
 FUEL TANK CAPACITY: 4.9L COLOUR: RED



RK-ICD-P186 (PREMIUM)

ENGINE TYPE: 186F, 4-STROKE, AIR COOLING
 DISPLACEMENT: 418CC
 RATED POWER: 6.1KW
 ENGINE SPEED: 3600RPM
 KEY FEATURE: KAMA HANDLE & 40 BLADES
 START: RECOIL START
 GEARS: -1, 0, 1, 2,
 FUEL TANK CAPACITY: 4.9L
 COLOUR: RED



NB-ICD-C173-LSF / LDF (CLASSIC)

ENGINE TYPE: 173F, 4-STROKE, AIR COOLING
 DISPLACEMENT: 247CC
 RATED POWER: 4KW
 ENGINE SPEED: 3200RPM
 KEY FEATURE: LIGHT & SINGLE
 / DOUBLE FENDER
 START: RECOIL START GEARS: -1, 0, 1, 2,
 FUEL TANK CAPACITY: 2.35L
 COLOUR: LIGHT BLUE





INTER CULTIVATOR / POWER WEEDER



NB-ICD-C173-SF / DF (CLASSIC)
ENGINE TYPE: 173F, 4-STROKE, AIR COOLING
DISPLACEMENT: 247CC
RATED POWER: 4KW
ENGINE SPEED: 3200RPM
KEY FEATURE: SINGLE / DOUBLE FENDER
START: RECOIL START
GEARS: -1, 0, 1, 2
FUEL TANK CAPACITY: 2.35L
COLOUR: DARK BLUE

MINI INTER CULTIVATOR



RK-MI-KS02 (PREMIUM)
ENGINE TYPE: NP165, 4-STROKE, AIR COOLING
DISPLACEMENT: 150CC
RATED POWER: 3KW
ENGINE SPEED: 3600RPM
KEY FEATURE: 18 KNIVES INSTALLED ON WHIRLING BLADE
START: RECOIL START
TRANSMISSION MODE: GEAR DRIVE
COLOUR: RED



RK-MI-DTV (PREMIUM)
ENGINE TYPE: DT36V-DO150
DISPLACEMENT: 150CC
RATED POWER: 2.7KW
ENGINE SPEED: 3000RPM
START: RECOIL START
FUEL TANK CAPACITY: 800ML
TRANSMISSION MODE: BELT DRIVE
COLOUR: RED

BABY WEEDER



RK-BW-P63 (PREMIUM)
ENGINE TYPE: 2 STROKE
DISPLACEMENT: 63CC
RATED POWER: 2.4KW
IDLE SPEED: 8500-9000RPM
START: RECOIL START
FUEL TANK CAPACITY: 1300ML
COLOUR: RED / ORANGE



RK-BW-P52 (PREMIUM)
ENGINE TYPE: 2 STROKE
DISPLACEMENT: 52CC
RATED POWER: 1.45KW
IDLE SPEED: 7000RPM
START: RECOIL START
FUEL TANK CAPACITY: 1000ML
COLOUR: RED / ORANGE



BRUSH CUTTER



RK-BC-UP52-SP / BP (ULTRA PREMIUM)

DISPLACEMENT: 52CC
 ENGINE TYPE: 2-STROKE, AIR COOLED
 ENGINE POWER: 1.5KW
 IDLE SPEED: 2800 - 3000RPM
 FUEL: PETROL
 WORKING POLE: 28/26DIA * 1.5MM(T)*1500MM
 BLADES: 80T, 2T & TAP N GO
 MOUNT TYPE: SIDE-PACK / BACK-PACK
 COLOUR: YELLOW / BLUE



RK-BC-UP43-SP (ULTRA PREMIUM)

DISPLACEMENT: 43CC
 ENGINE TYPE: 2 STROKE AIR-COOLED
 ENGINE POWER: 1.25KW
 IDLE SPEED: 2800 - 3000RPM
 FUEL: PETROL
 WORKING POLE: 28/26DIA * 1.5MM(T)*1500MM
 BLADES: 80T, 2T & TAP N GO
 MOUNT TYPE: SIDE-PACK
 COLOUR: YELLOW / BLUE



NSM-BC-P52-SP / BP (PREMIUM)

DISPLACEMENT: 52CC
 ENGINE TYPE: 2-STROKE, AIR COOLED
 ENGINE POWER: 1.25KW
 IDLE SPEED: 2800 - 3000RPM
 FUEL: PETROL
 WORKING POLE: 28/26DIA * 1.5MM(T)*1500MM
 BLADES: 80T, 3T & TAP N GO
 MOUNT TYPE: SIDE-PACK / BACK-PACK
 COLOUR: RED



NSM-BC-P50-SP (PREMIUM)

DISPLACEMENT: 48CC
 ENGINE TYPE: 4-STROKE, AIR COOLED
 ENGINE POWER: 1.49KW
 ENGINE SPEED: 7000RPM
 FUEL: PETROL
 BLADES: 80T, 3T & TAP N GO
 MOUNT TYPE: SIDE-PACK
 COLOUR: RED



NSM-BC-P43-SP (PREMIUM)

DISPLACEMENT: 43CC
 ENGINE TYPE: 2-STROKE, AIR COOLED
 ENGINE POWER: 1.25KW
 ENGINE SPEED: 7000RPM
 FUEL: PETROL
 BLADES: 80T, 2T & TAP N GO
 MOUNT TYPE: SIDE-PACK
 COLOUR: RED



RK-BC-P35-BP / SP (PREMIUM)

DISPLACEMENT: 35.8CC
 ENGINE TYPE: 4-STROKE, AIR COOLED, OHV
 ENGINE POWER: 1.12KW
 ENGINE SPEED: 7000 RPM
 IDLE SPEED: 3000 - 3400 RPM
 FUEL: PETROL
 BLADES : 80T, 2T & TAP N GO
 MOUNT TYPE: SIDE-PACK / BACK-PACK
 COLOUR: RED



NSM-BC-C52-SP / BP (CLASSIC)

DISPLACEMENT: 52CC
 ENGINE TYPE: 2-STROKE, AIR COOLED
 ENGINE POWER: 1.25KW
 IDLE SPEED: 2700 - 3300RPM
 FUEL: PETROL
 BLADES: 80T, 2T & TAP N GO
 MOUNT TYPE: SIDE-PACK / BACK-PACK
 ACCESSORIES: PADDY GUARD & PADDY STAND
 COLOUR: ORANGE



NSM-BC-C43-SP / BP (CLASSIC)

DISPLACEMENT: 43CC
 ENGINE TYPE: 2-STROKE, AIR COOLED
 ENGINE POWER: 1.25KW
 IDLE SPEED: 2700 - 3300RPM
 FUEL: PETROL
 BLADES: 80T, 2T & TAP N GO
 ACCESSORIES: PADDY GUARD & PADDY STAND
 MOUNT TYPE: SIDE-PACK
 COLOUR: ORANGE



NSM-BC-C35-SP / BP (CLASSIC)

DISPLACEMENT: 35CC
 ENGINE TYPE: 4-STROKE, AIR COOLED, OHV
 ENGINE POWER: 1.2KW
 IDLE SPEED: 2800 - 3000RPM
 FUEL: PETROL
 BLADES: 80T, 2T & TAP N GO
 ACCESSORIES: PADDY GUARD & PADDY STAND
 MOUNT TYPE: SIDE-PACK / BACK-PACK
 COLOUR: RED

CHAIN SAW




RK-CSP-UP58-18 / 22 (ULTRA PREMIUM)
ENGINE DISPLACEMENT: 58CC
ENGINE POWER: 2.3KW / 1000RPM
ENGINE TYPE: 2 STROKE, AIR COOLED
IDLE SPEED: 3000-3400RPM
BAR LENGTH: 22 & 18 INCH
FUEL TANK CAPACITY: 560ML
OIL TANK CAPACITY: 280ML
CARBURETOR TYPE: 2 PIPES



NSM-CSP-C58-18 / 22 (Classic)
ENGINE DISPLACEMENT: 58CC
ENGINE POWER: 2.3KW / 1000RPM
ENGINE TYPE: 2 STROKE, AIR COOLED
IDLE SPEED: 3000-3400RPM
BAR LENGTH: 22 & 18 INCH
FUEL TANK CAPACITY: 560ML
OIL TANK CAPACITY: 280ML

WATER PUMP



RK-WP-P03' (PREMIUM)
ENGINE: 4 STROKE AIR COOLED
ENGINE DISPLACEMENT: 212CC
SPEED: 3600 RPM
STARTER: RECOIL
FUEL TYPE: PETROL
DIAMETER INLET / OUTLET: 3 INCH
MAX SUCTION HEAD: 8M
MAX LIFT HEAD & FLOW: 30M & 50M³/H



RK-WP-P02' (PREMIUM)
ENGINE: 4 STROKE AIR COOLED
ENGINE DISPLACEMENT: 196CC
SPEED: 3600 RPM
STARTER: RECOIL
FUEL TYPE: PETROL
DIAMETER INLET / OUTLET: 2 INCH
MAX SUCTION HEAD: 8M
MAX LIFT HEAD & FLOW: 26M & 35M³/H



RK-WP-P1.5' (PREMIUM)
ENGINE: 4 STROKE AIR COOLED
ENGINE DISPLACEMENT: 98CC
SPEED: 3600 RPM
STARTER: RECOIL
FUEL TYPE: PETROL
DIAMETER INLET / OUTLET: 1.5 INCH
MAX SUCTION HEAD: 7M
MAX LIFT HEAD & FLOW: 18M & 11M³/H

EARTH AUGER



RK-EA-P68 (PREMIUM)
ENGINE TYPE: SINGLE CYLINDER, 2 STROKE
DISPLACEMENT: 68CC
COOLING TYPE: AIR-COOLED
FUEL USED: PETROL
AUGER SPEED: 0 - 350 RPM
FUEL/OIL MIXING: 25:1
FUEL TANK CAPACITY: 1L
STARTER: RECOIL STARTER



RK-EA-P52 (PREMIUM)
ENGINE TYPE: SINGLE CYLINDER, 2-STROKE
DISPLACEMENT: 52CC
COOLING TYPE: AIR-COOLED
FUEL USED: PETROL
AUGER SPEED: 0 - 350/MIN
FUEL/OIL MIXING: 25:1
FUEL TANK CAPACITY: 1L
STARTER: RECOIL STARTER



NSM-EA-P68 (CLASSIC)
ENGINE TYPE: SINGLE CYLINDER, 2 STROKE
DISPLACEMENT: 68CC
COOLING TYPE: AIR-COOLED
FUEL USED: PETROL
AUGER SPEED: 0 - 350 RPM
FUEL/OIL MIXING: 25:1
FUEL TANK CAPACITY: 1L
STARTER: RECOIL STARTER



EARTH AUGER



NSM-EA-P52 (CLASSIC)

ENGINE TYPE: SINGLE CYLINDER, 2-STROKE
 DISPLACEMENT: 52CC
 COOLING TYPE: AIR-COOLED
 FUEL USED: PETROL
 AUGER SPEED: 0 - 350/MIN
 FUEL/OIL MIXING: 25:1
 FUEL TANK CAPACITY: 1L
 STARTER: RECOIL STARTER

SEEDER



RK-SF-HP01 (PREMIUM)

MOUTH SIZE (LENGTH): 9CM
 SPACING: 26-29CM
 SEED CAPACITY: 2-3KGS
 FERTILIZER CAPACITY: 2.5-3KGS
 SEED SPACE: 13CM TO 25CM (ADJUSTABLE)
 HOLE SEEDING RATE: 1-5 SEEDS (ADJUSTABLE)
 MOUTH NO.: 12 TO 14 SIZE (ADJUSTABLE)
 SEED PLATE: 10, EXTRA SPRINGS: 10



RK-MS-HP01 (PREMIUM)

MOUTH SIZE (LENGTH): 6.5CM
 SPACING: 13-25CM
 SEED CAPACITY: 2-3KGS
 SEED SPACE: 15CM TO 23CM (ADJUSTABLE)
 HOLE SEEDING RATE : 1-2 (ADJUSTABLE)
 MOUTH NO.: 6 TO 10 SIZE (ADJUSTABLE)
 SEED PLATE: 10
 EXTRA SPRINGS: 10



RK-MS-HP02 (PREMIUM)

MOUTH SIZE (LENGTH): 9CM
 SPACING: 13-25CM
 SEED CAPACITY: 2-3KGS
 SEED SPACE: 13CM TO 25CM (ADJUSTABLE)
 HOLE SEEDING RATE: 1-2 (ADJUSTABLE)
 MOUTH NO.: 7 TO 10 SIZE (ADJUSTABLE)
 SEED PLATE: 10
 EXTRA SPRINGS: 10



RK-MS-HH01 (PREMIUM)

TYPE: MANUAL SINGLE BARREL
 HOLE SEEDING RATE: 1-3 SEEDS
 SEEDING CAPACITY: 5000-6000 SEEDS/DAY



KNAPSACK



**RK-KSA-708/26 | RK-KSA-767/26 |
RK-KSA-768/26**
ENGINE: 2 STROKE, TU26
DISPLACEMENT: 25.6CC
ENGINE POWER: 1.2HP/7000RPM
SPRAYER HEAD TYPE: ALUMINIUM
PRESSURE: 20 KG/CM2
FLOW: 5-8 L/MIN
PLUNGER NO. DIA STROKE: 1X18X8MM
TANK CAPACITY: 20L



RK-KSC-768/350
ENGINE: 4 STROKE, GX35
DISPLACEMENT: 31.5CC
ENGINE POWER: 0.75KW/7000RPM
SPRAYER HEAD TYPE: COPPER
PRESSURE: 20 KG/CM2
FLOW: 5-8 L/MIN
PLUNGER NO. DIA STROKE: 1X18X8MM
TANK CAPACITY: 20L



RK-KSA-768/139F
ENGINE: 4 STROKE, 139F
DISPLACEMENT: 31.5CC
ENGINE POWER: 0.75KW/7000RPM
SPRAYER HEAD TYPE: ALUMINIUM
PRESSURE: 20 KG/CM2
FLOW: 5-8 L/MIN
PLUNGER NO. DIA STROKE: 1X18X8MM
TANK CAPACITY: 20L



RK-KSC-769/26
ENGINE: 2 STROKE, TU26
DISPLACEMENT: 25.6CC
ENGINE POWER: 1.2HP/7000RPM
SPRAYER HEAD TYPE: COPPER
PRESSURE: 20 KG/CM2
FLOW: 5-8 L/MIN
PLUNGER NO. DIA STROKE: 1X18X8MM
TANK CAPACITY: 16L



RK-KSA-769/26
ENGINE: 2 STROKE, TU26
DISPLACEMENT: 25.6CC
ENGINE POWER: 1.2HP/7000RPM
SPRAYER HEAD TYPE: ALUMINIUM
PRESSURE: 20 KG/CM2
FLOW: 5-8 L/MIN
PLUNGER NO. DIA STROKE: 1X18X8MM
TANK CAPACITY: 16L

PORTABLE



RK-PSA-768/26
ENGINE: 2 STROKE, TU26
DISPLACEMENT: 25.6CC
ENGINE POWER: 1.2HP/7000RPM
SPRAYER HEAD TYPE: ALUMINIUM
PRESSURE: 20 KG/CM2
FLOW: 5-8 L/MIN
PLUNGER NO. DIA STROKE: 1X18X8MM



RK-PSC-768/350
ENGINE: 4 STROKE, GX35
DISPLACEMENT: 31.5CC
ENGINE POWER: 0.70KW/7000RPM
SPRAYER HEAD TYPE: COPPER
PRESSURE: 20 KG/CM2
FLOW: 5-8 L/MIN
PLUNGER NO. DIA STROKE: 1X18X8MM




RK-PSA-768/139F
ENGINE: 4 STROKE, 139F
DISPLACEMENT: 31.5CC
ENGINE POWER: 0.70KW/7000RPM
SPRAYER HEAD TYPE: ALUMINIUM
PRESSURE: 20 KG/CM2
FLOW: 5-8 L/MIN
PLUNGER NO. DIA STROKE: 1X18X8MM

SPRAYER



HTP POWER SPRAYER

SPRAYER



RK-HTP-22A
OUTPUT PRESSURE: 0-40 KG/CM²
SPEED: 800-1200 RPM
SUCTION: 20-30L/MIN
REQUIRED ENGINE: 1-2HP
NO. OF PISTONS: 3
COCK: 1/4 INCH, 1/4 INCH (BOTH MALE)



RK-HTP-30A
OUTPUT PRESSURE: 0-40 KG/CM²
SPEED: 800-1200 RPM
SUCTION: 30-45L/MIN
REQUIRED ENGINE: 3-5.5HP
NO. OF PISTONS: 3
COCK: 1/2, INCH 1/2 INCH & 1/4 INCH, 1/2 INCH, 1/4 INCH

ELECTRIC



RK-ES-P01
PUMP: DOUBLE MOTOR PUMP
BATTERY: 12V 10AH
GUN: 60CM BRASS SPRAYER GUN
TANK CAPACITY: 20L
FLOW: 3.2 L/MIN
NORMAL PRESSURE: 4.6 KG/CM²
CHARGER: 1.7A



HOSE PIPES



RK-HP1/2-8.5*50 | RK-HP1/4-8.5*50 |
RK-HP1/2-10*50 | RK-HP1/4-10*50
DIAMETER: 8.5MM / 10MM
LENGTH: 50MTR
THICKNESS: 5 LAYER
BURST PRESSURE: 280KG/CM SQ
MATERIAL: PREMIUM QUALITY PVC
COCK: BOTH FEMALE / ONE MALE ONE FEMALE



RK-HP1/2-8.5*100 | RK-HP1/4-8.5*100 |
RK-HP1/2-10*100 | RK-HP1/4-10*100
DIAMETER: 8.5MM / 10MM
LENGTH: 100MTR
THICKNESS: 5 LAYER
BURST PRESSURE: 280KG/CM SQ
MATERIAL: PREMIUM QUALITY PVC
COCK: BOTH FEMALE / ONE MALE ONE FEMALE





ENGINES



RK-EP-KT

ENGINE TYPE: FORCE AIR COOLED, 4 STROKER, OHV
ENGINE POWER: 3.9KW
DISPLACEMENT: 212CC
ENGINE SPEED: 3600RPM
FUEE: PETROL
FUEL TANK CAPACITY: 3.6L
START: RECOIL START
TYPE OF CRANKSHAFT: KEY TYPE
TYPE OF AIR FILTER: SPONGE TYPE




RK-EP-ST

ENGINE TYPE: FORCE AIR COOLED, 4 STROKER, OHV
ENGINE POWER: 3.9KW
DISPLACEMENT: 212CC
ENGINE SPEED: 3600RPM
FUEL: PETROL
FUEL TANK CAPACITY: 3.6L
START: RECOIL START
TYPE OF CRANKSHAFT: SHAFT TYPE
TYPE OF AIR FILTER: OIL BATH TYPE

MAIZE THRESHER



CUTTING SPEED: 2000RPM
PRODUCTION CAPACITY: >2000KG/H
MOTOR POWER: 1.5KW
MOTOR SPEED: 2800RPM
VOLTAGE: 220V
ELECTRICITY: 3.45A
FREQUENCY: 50HZ



CUTTING SPEED: 2000RPM
PRODUCTION CAPACITY: 1500 KGS/HR
MOTOR POWER: 0.75KW
MOTOR SPEED: 2800RPM
VOLTAGE: 220V
ELECTRICITY: 3.45A
FREQUENCY: 50HZ



AUTOMATIC GRADE: SEMI-AUTOMATIC
CUTTING SPEED: 1600RPM
PRODUCTION CAPACITY: 21500-2000KG/HR
MOTOR POWER: 0.75KW
VOLTAGE: 220V
ELECTRICITY CONSUMPTION: 0.8KW/H
FREQUENCY: 50 HZ

CHAFF CUTTER



CUTTING SPEED: 1400RPM
CHOPPING CAPACITY: >1500KG/HR
NO.OF KNIFE BLADES: 4 PCS
MOTOR POWER: 2.2KW
VOLTAGE: 220V
FREQUENCY: 50 HZ



CUTTING SPEED: 1000RPM
CHOPPING CAPACITY: >1000KG/HOUR
NO.OF KNIFE BLADES: 4 PCS ROTATING &
 1 PC FIXED GUILLOTINE BLADE
MOTO POWER: 2.2KW
VOLTAGE: 220V
FREQUENCY: 50 HZ





Corporate Office & Warehouse

111-A, 1st Floor, Jai Estate, MIDC - Phase - I, Dombivli (East) - 421 201
Thane, Maharashtra, India

Branch Office

176/3d, Aanaimalai Amman Kovil, L & T by Pass Road, Coimbatore - 641 111
Tamil Nadu, India

Contact

 royalkissanagro.com

 90909 24000

 info@royalkissanagro.com